

























Aktiv og passiv forsørgelse 2022

Kilde:Kontanthjælpsrapport	Jan	Feb	Mar	Apr	Maj	Jun	Jul	Aug	Sep	Okt	Nov	Dec		Gennemsnit
561.002 - Integrationsydelse til udlændinge *	18	23	27	49	113	146	162							77
561.003 - Integrationsydelse til andre	56	61	66	61	69	73	70							65
	74	84	93	110	182	219	232	0	0	0	0	0		77
573.007 - Kontanthjælp	219	238	238	233	234	231	224							231
573.008 - Uddannelseshjælp	244	271	255	234	235	241	227							244
	463	509	493	467	469	472	451	0	0	0	0	0		475
580.014 - Revalideringsydelse	29	23	26	25	26	24	14							24
	29	23	26	25	26	24	14	0	0	0	0	0		24
581.111 - Fleksløntilskud 65% refusion	289	289	299	297	292	294	288							293
581.116 - Fleksløntilskud ref. trappemodell	740	751	743	750	760	765	776							755
	1029	1040	1042	1047	1052	1059	1064	0	0	0	0	0		1048
582.103 - Ressourceforløb	199	199	198	190	187	186	172							190
582.104 - Ressourceforløb under jobafklaring	365	382	373	348	366	339	348							360
	564	581	571	538	553	525	520	0	0	0	0	0		550
583.001 - Ledighedsydelse	158	168	179	181	187	191	209							182
	158	168	179	181	187	191	209	0	0	0	0	0		182
Personer i alt	2317	2405	2404	2368	2469	2490	2490	0	0	0	0	0		2355

* Ydelsen omfattet af integrationsprogrammet

Kilde: FASIT, KY og Opus	Jan	Feb	Mar	Apr	Maj	Jun	Jul	Aug	Sep	Okt	Nov	Dec		Gennemsnit
Fleksjob borgere <small>Fasit</small>	1299	1297	1295	1285	1293	1301	1313							1298
Skånejob <small>Fasit</small>	49	48	51	49	61	62	62							55
Seniorjob <small>Opus</small>	3	4	5	5	6	6	6							5
Nye på førtidspension	9	16	18	7	21	24	20							16
Nye på seniorpension	16	16	6	6	10	11	0							9

Beløb i kr.

Kilde:Kontanthjælpsrapport	Jan	Feb	Mar	Apr	Maj	Jun	Jul	Aug	Sep	Okt	Nov	Dec	Gennemsnit
561.002 - Integrationsydelse til udlændinge *	141.151	209.858	240.277	531.365	1.309.505	1.375.394	1.493.418						757.281
561.003 - Integrationsydelse til andre	445.895	464.670	574.390	439.114	494.544	521.097	469.537						487.035
	587.046	674.528	814.667	970.480	1.804.050	1.896.491	1.962.955	0	0	0	0	0	1.244.317
573.007 - Kontanthjælp	2.813.998	3.100.788	3.178.881	3.031.596	3.104.317	2.962.009	2.745.828						2.991.059
573.008 - Uddannelseshjælp	1.965.530	2.160.011	2.052.667	2.052.668	2.052.669	2.052.670	2.052.671						2.055.555
	4.779.528	5.260.798	5.231.548	4.950.409	4.936.468	4.875.156	4.604.556	0	0	0	0	0	5.046.614
580.014 - Revalideringsydelse	535.293	403.791	450.941	460.894	398.430	428.790	250.099						418.320
	535.293	403.791	450.941	460.894	398.430	428.790	250.099	0	0	0	0	0	418.320
581.111 - Fleksløntilskud 65% refusion	4.543.509	4.781.179	5.069.091	4.826.484	4.713.413	4.889.878	4.653.390						4.782.421
581.116 - Fleksløntilskud ref. trappemodel	11.883.079	12.594.657	12.390.721	12.555.946	12.359.233	12.526.560	12.613.390						12.417.655
	16.426.588	17.375.837	17.459.812	17.382.430	17.072.645	17.416.438	17.266.780	0	0	0	0	0	17.200.076
582.103 - Ressourceforløb	2.665.911	2.639.319	2.667.342	2.544.180	2.528.092	2.455.674	2.299.388						2.542.844
582.104 - Ressourceforløb under jobafklaring	4.591.990	4.884.338	4.633.477	4.420.322	4.755.177	4.181.144	4.192.719						4.522.738
	7.257.902	7.523.657	7.300.819	6.964.502	7.283.269	6.636.818	6.492.107	0	0	0	0	0	7.065.582
583.001 - Ledighedsydelse	2.481.985	2.617.401	2.715.126	2.727.017	2.820.301	2.966.973	2.849.535						2.739.763
	2.481.985	2.617.401	2.715.126	2.727.017	2.820.301	2.966.973	2.849.535	0	0	0	0	0	2.739.763
Beløb i alt	32.068.341	33.856.012	33.972.914	33.455.732	34.315.163	34.220.667	33.426.031	0	0	0	0	0	33.714.671

* Ydelsen omfattet af integrationsprogrammet